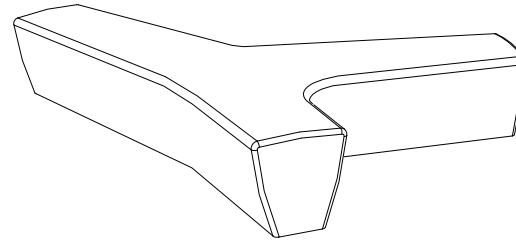


CARACTERISTICAS

MATERIAL polietileno LDPE
 COLOR blanco
 ACABADO micro-texturado
 COLOCACION anclado
 PESO 60kg
 ILUMINACION 3 perfiles led, 32w
 color blanco t°5000k

MATERIAL polyethylene LDPE
 COLOUR white
 FINISH micro-textured
 FIXING anchored
 WEIGHT 60kg
 LIGHTING 3 led strips, 40w
 white t°5000k

DISEÑO / DESIGN Alexander Lotersztain



TWIG PLASTIC®

SISTEMA DE COLOCACION

GEOMETRIA ESCALA 0 CM 500CM

Montaje / mounting

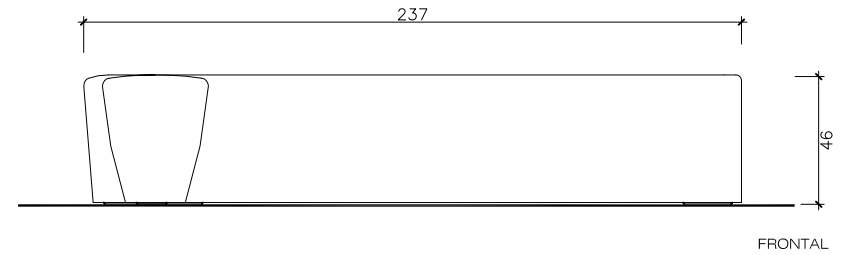
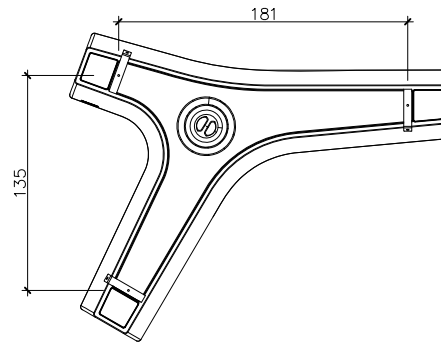
1 INDOOR

Sin anclaje / Free standing

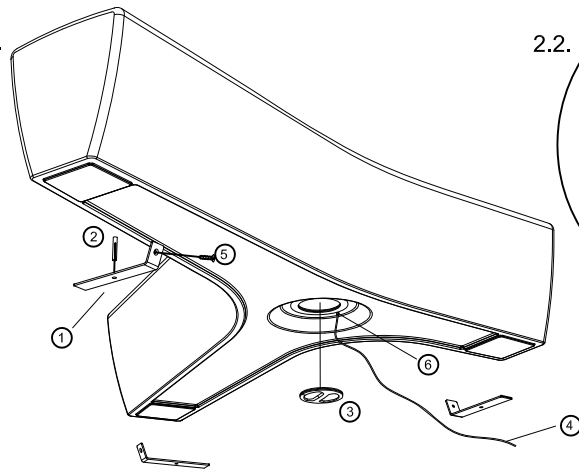
2 OUTDOOR

2.1. Visto y Removible. Taladrar el pavimento y colocar las grapas mediante tacos expansibles. Emplazar y fijar usando los tornillos Spax 8x40. / **Exposed and Removable.** Drill pavement and place the fittings with drop in anchors. Deploy TWIG and secure it with 8x40 Spax screws.

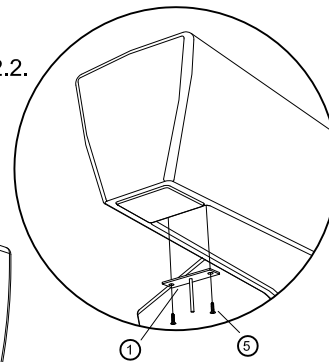
2.2. Oculto y Fijo. Taladrar el pavimento y llenar con resina o mortero rico / **Hidden and Fixed.** Drill pavement and fill with resin or fat mortar



2.1.



2.2.



- ① anclaje acero inox
stainless steel anchorage
- ② 3 tacos expansibles
3 drop in anchors
- ③ tapa registro roscada
threaded inspection hatch
- ④ acometida eléctrica
service lead
- ⑤ 3 tornillos Spax 8x40
3 8x40 Spax-s screws
- ⑥ prensaestopas
cable gland

